



# European Accident Statement

English

[www.cartraveldocs.com](http://www.cartraveldocs.com) 

---

Thank you for downloading. If you like this document, please consider buying me a coffee. Thank you for your support!

 *Buy me a coffee*



# Instructions

English

www.cartraveldocs.com 

## First Accident Statement page

You enter your details in one column, if another party is involved with the accident then they enter their details in the other column. If you don't agree with the other party you mention this in the "My remarks" section. Both sign this page and, you send it to your insurance company.

## First Declaration page

Fill in this page as soon as possible, You sign this page at the bottom and send it to your insurance company.

## Second Accident Statement page

If another party is involved with the accident, you and the other party must enter the same details as in the first page. Both sign this page and the other party sends it to their insurance company.

## Second Declaration page

The other party must fill in this page as soon as possible. They sign this page at the bottom and send it to their insurance company.

# ACCIDENT STATEMENT

Sheet 1/2

<b>1. Date of accident</b>	<b>Time</b>	<b>2. Locality:</b>	<b>Place:</b> .....	<b>3. Injury(es) even if slight</b>
.....	.....	<b>Country:</b> .....	.....	no <input type="checkbox"/> yes <input type="checkbox"/>

**4. Material damage**

other than to vehicles A and B | objects other than vehicles

no  yes  | no  yes

**5. Witnesses: names, addresses, tel.:** .....

.....

.....

## VEHICLE A

**6. Insured/policyholder** (see insurance certificate)

NAME: .....

First name: .....

Address: .....

Postal code: ..... Country: .....

Tel. or E-mail: .....

**7. Vehicle**

MOTOR	TRAILER
Make, type	
Registration N°	Registration N°
Country of registration	Country of registration

**8. Insurance company** (see insurance certificate)

NAME: .....

Policy N°: .....

Green Card N°: .....

Insurance Certificate or Green Card valid from: ..... to: .....

Agency (or bureau, or broker): .....

NAME: .....

Address: .....

..... Country: .....

Tel. or E-mail: .....

Does the policy cover material damage to the vehicle? no  yes

**9. Driver** (see driving licence)

NAME: .....

First name: .....

Date of birth: .....

Address: .....

..... Country: .....

Tel. or E-mail: .....

Driving licence n°: .....

Category (A, B, ...): .....

Driving licence valid until: .....

## 12. CIRCUMSTANCES

▼ Put a cross in each of the relevant boxes to help explain the drawing ▼

**A**  1 \* parked/stopped **B**  1

2 \* leaving a parking place/ opening the door  2

3 entering a parking place  3

4 emerging from a car park, from private ground, from a track  4

5 entering a car park, private ground, a track  5

6 entering a roundabout  6

7 circulating a roundabout  7

8 striking the rear of the other vehicle while going in the same direction and in the same lane  8

9 going in the same direction but in a different lane  9

10 changing lanes  10

11 overtaking  11

12 turning to the right  12

13 turning to the left  13

14 reversing  14

15 encroaching on a lane reserved for circulation in the opposite direction  15

16 coming from the right (at road junctions)  16

17 had not observed a right of way sign or a red light  17

◀ state number of boxes marked with a cross ▶

**Must be signed by BOTH drivers**  
 Does not constitute an admission of liability, but a summary of identities and of the facts which will speed up the settlement of claims

**13. Sketch of accident when impact occurred** **13.**

Indicate : 1. the layout of the road - 2. by arrows the direction of the vehicles A, B  
 3. their positions at the time of impact - 4. the road signs - 5. names of the streets or roads

## VEHICLE B

**6. Insured/policyholder** (see insurance certificate)

NAME: .....

First name: .....

Address: .....

Postal code: ..... Country: .....

Tel. or E-mail: .....

**7. Vehicle**

MOTOR	TRAILER
Make, type	
Registration N°	Registration N°
Country of registration	Country of registration

**8. Insurance company** (see insurance certificate)

NAME: .....

Policy N°: .....

Green Card N°: .....

Insurance Certificate or Green Card valid from: ..... to: .....

Agency (or bureau, or broker): .....

NAME: .....

Address: .....

..... Country: .....

Tel. or E-mail: .....

Does the policy cover material damage to the vehicle? no  yes

**9. Driver** (see driving licence)

NAME: .....

First name: .....

Date of birth: .....

Address: .....

..... Country: .....

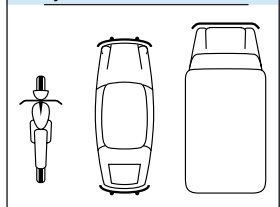
Tel. or E-mail: .....

Driving licence n°: .....

Category (A, B, ...): .....

Driving licence valid until: .....

**10. Indicate the point of initial impact to vehicle A by an arrow →**



**11. Visible damage to vehicle A:**

.....

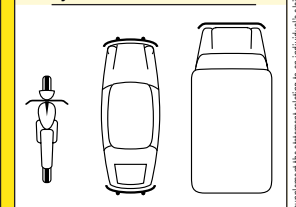
.....

**14. My remarks:**

.....

.....

**10. Indicate the point of initial impact to vehicle B by an arrow →**



**11. Visible damage to vehicle B:**

.....

.....

**15. Signatures of the drivers** **15.**

**A** **B**

**14. My remarks:**

.....

.....

The data provided on this form will be used to process the accident claim and supplement the statement relating to an individual's claims (second issued) by the insurer to the policyholder at the end of the contract (as per article 17 of the Royal Decree on motor vehicle liability insurance contracts). A copy of this statement will be sent to the policyholder, see insurance of the vehicle. To add to and verify the verification of the information provided by the policyholder, the data may then be requested by the RSP (special risks) file of the Economic Interest Grouping (EIG) (Belarus) to enable a proper risk analysis and control insurance fraud. Upon providing proof of their identity, anyone may consult and/or modify their personal data by contacting their insurer or, depending on the case in question, Inasur. To do so, a signed, dated request, accompanied by a photocopy of the policyholder's identity card, must be submitted to the insurer or to Dessaur, service des réclamations/Reclamaties, 20 Square de Meirles, B-1000 Brussels.

# DECLARATION

to be completed by the insured  
and sent immediately to his insurer

<ul style="list-style-type: none"> <li>• <b>REPORTING AUTHORITY</b> Has an official report been drawn up ? By whom ? Number of official report (if any) Has the driver of your vehicle been submitted to a blood test or other test for alcoholism or drugs ? Has the driver of your vehicle refused a blood test for alcoholism or drugs ? The documents issued by the authorities having made a report, have to be sent to your insurer.</li> </ul>	<div style="display: flex; justify-content: space-between;"> <span><input type="checkbox"/> no</span> <span><input type="checkbox"/> yes</span> </div> <hr/> <div style="display: flex; justify-content: space-between;"> <span><input type="checkbox"/> no</span> <span><input type="checkbox"/> yes</span> </div> <hr/> <div style="display: flex; justify-content: space-between;"> <span><input type="checkbox"/> no</span> <span><input type="checkbox"/> yes</span> </div>	<p><b>OTHER INFORMATION (IF ANY)</b></p>																		
<ul style="list-style-type: none"> <li>• <b>YOUR VEHICLE</b> : Chassis n° Cylinder or power Nature of use at the time of the accident Date and colour of last certificate issued by the technical control</li> </ul>	<hr/> <hr/> <hr/> <hr/> <p>private - business - professional *</p>																			
<ul style="list-style-type: none"> <li>• <b>REPAIRER</b> : name and address :</li> </ul> <p><b>Immobilized vehicle</b></p>	<hr/> <hr/> <hr/> <div style="display: flex; justify-content: space-between;"> <span><input type="checkbox"/> no</span> <span><input type="checkbox"/> yes</span> </div>																			
<ul style="list-style-type: none"> <li>• <b>THE TRAILER OF YOUR VEHICLE</b> Make and type Chassis n° Maximum authorized weight (tare and load)</li> </ul>	<hr/> <hr/> <hr/> <hr/>																			
<ul style="list-style-type: none"> <li>• <b>DRIVER OF YOUR VEHICLE</b> Is he the regular driver ? In what capacity was he driving ? <b>His birthday ?</b></li> </ul>	<div style="display: flex; justify-content: space-between;"> <span><input type="checkbox"/> no</span> <span><input type="checkbox"/> yes</span> </div> <p>authorized driver - owner - relative - friend - garage keeper *</p>																			
<ul style="list-style-type: none"> <li>• <b>V.A.T.</b> What is the professional activity of the owner of the vehicle ? What is his V.A.T. immatriculation n° ? Is he authorized to deduct the V.A.T. regarding the damaged good ? In the affirmative case</li> </ul>	<hr/> <hr/> <hr/> <div style="display: flex; justify-content: space-between;"> <span><input type="checkbox"/> no</span> <span><input type="checkbox"/> yes</span> </div> <p>completely - partly * ..... %</p>	<div style="border: 1px solid black; padding: 5px;"> <p>Any fraud or attempted fraud perpetrated against the insurance company shall be prosecuted under Article 496 of the Penal Code.</p> </div>																		
<ul style="list-style-type: none"> <li>• <b>THE INJURED</b> (mention surnames, first names, addresses and phone numbers of the injured and nature of injuries) In your vehicle : ..... ..... ..... In the vehicle of the T.P. : ..... ..... ..... Outside any vehicle : ..... ..... .....</li> </ul>																				
<ul style="list-style-type: none"> <li>• <b>OTHER MATERIAL DAMAGE</b> than to vehicles A and B (nature and extent) ..... ..... ..... Names and addresses of the injured : .....</li> </ul>																				
<ul style="list-style-type: none"> <li>• <b>RESPONSIBILITY</b> : who is, in your opinion, responsible for the accident and why ? ..... .....</li> </ul>																				
<ul style="list-style-type: none"> <li>• <b>INSURANCES ON YOUR VEHICLE</b> :</li> </ul> <table border="1" style="width:100%; border-collapse: collapse;"> <thead> <tr> <th style="width:16.6%;">T.P. LIABILITY</th> <th style="width:16.6%;">MATERIAL DAMAGE</th> <th style="width:16.6%;">FIRE</th> <th style="width:16.6%;">THEFT</th> <th style="width:16.6%;">LEGAL PROTECTION</th> <th style="width:16.6%;">PASSENGERS</th> </tr> </thead> <tbody> <tr> <td>Ins. Co, name</td> <td>Name</td> <td>Name</td> <td>Name</td> <td>Name</td> <td>Name</td> </tr> <tr> <td>Policy n°</td> <td>Policy n°</td> <td>Policy n°</td> <td>Policy n°</td> <td>Policy n°</td> <td>Policy n°</td> </tr> </tbody> </table>			T.P. LIABILITY	MATERIAL DAMAGE	FIRE	THEFT	LEGAL PROTECTION	PASSENGERS	Ins. Co, name	Name	Name	Name	Name	Name	Policy n°	Policy n°	Policy n°	Policy n°	Policy n°	Policy n°
T.P. LIABILITY	MATERIAL DAMAGE	FIRE	THEFT	LEGAL PROTECTION	PASSENGERS															
Ins. Co, name	Name	Name	Name	Name	Name															
Policy n°	Policy n°	Policy n°	Policy n°	Policy n°	Policy n°															
<ul style="list-style-type: none"> <li>• <b>DO YOU STILL POSSESS ANOTHER REPORT FORM ?</b>    <input type="checkbox"/> no    <input type="checkbox"/> yes    Made at ..... on .....20 .....</li> <li>• <b>WHAT IS THE N° OF YOUR POST- OR BANK ACCOUNT (if any) ?</b>   <div style="display: flex; justify-content: space-around;"> <div style="border: 1px solid black; width: 30px; height: 20px;"></div> <div style="border: 1px solid black; width: 150px; height: 20px;"></div> <div style="border: 1px solid black; width: 30px; height: 20px;"></div> </div> </li> </ul> <p style="text-align: right;"><b>Signature</b></p>																				

\* Delete where appropriate !

# ACCIDENT STATEMENT

Sheet 1/2

<b>1. Date of accident</b>	<b>Time</b>	<b>2. Locality:</b>	<b>Place:</b> .....	<b>3. Injury(es) even if slight</b>
.....	.....	<b>Country:</b> .....	.....	no <input type="checkbox"/> yes <input type="checkbox"/>

**4. Material damage**

other than to vehicles A and B | objects other than vehicles

no  yes  | no  yes

**5. Witnesses: names, addresses, tel.:** .....

.....

.....

## VEHICLE A

**6. Insured/policyholder** (see insurance certificate)

NAME: .....

First name: .....

Address: .....

Postal code: ..... Country: .....

Tel. or E-mail: .....

**7. Vehicle**

MOTOR	TRAILER
Make, type	
Registration N°	Registration N°
Country of registration	Country of registration

**8. Insurance company** (see insurance certificate)

NAME: .....

Policy N°: .....

Green Card N°: .....

Insurance Certificate or Green Card valid from: ..... to: .....

Agency (or bureau, or broker): .....

NAME: .....

Address: .....

..... Country: .....

Tel. or E-mail: .....

Does the policy cover material damage to the vehicle? no  yes

**9. Driver** (see driving licence)

NAME: .....

First name: .....

Date of birth: .....

Address: .....

..... Country: .....

Tel. or E-mail: .....

Driving licence n°: .....

Category (A, B, ...): .....

Driving licence valid until: .....

## 12. CIRCUMSTANCES

A	Put a cross in each of the relevant boxes to help explain the drawing	B
<input type="checkbox"/> 1	* parked/stopped	1 <input type="checkbox"/>
<input type="checkbox"/> 2	* leaving a parking place/ opening the door	2 <input type="checkbox"/>
<input type="checkbox"/> 3	entering a parking place	3 <input type="checkbox"/>
<input type="checkbox"/> 4	emerging from a car park, from private ground, from a track	4 <input type="checkbox"/>
<input type="checkbox"/> 5	entering a car park, private ground, a track	5 <input type="checkbox"/>
<input type="checkbox"/> 6	entering a roundabout	6 <input type="checkbox"/>
<input type="checkbox"/> 7	circulating a roundabout	7 <input type="checkbox"/>
<input type="checkbox"/> 8	striking the rear of the other vehicle while going in the same direction and in the same lane	8 <input type="checkbox"/>
<input type="checkbox"/> 9	going in the same direction but in a different lane	9 <input type="checkbox"/>
<input type="checkbox"/> 10	changing lanes	10 <input type="checkbox"/>
<input type="checkbox"/> 11	overtaking	11 <input type="checkbox"/>
<input type="checkbox"/> 12	turning to the right	12 <input type="checkbox"/>
<input type="checkbox"/> 13	turning to the left	13 <input type="checkbox"/>
<input type="checkbox"/> 14	reversing	14 <input type="checkbox"/>
<input type="checkbox"/> 15	encroaching on a lane reserved for circulation in the opposite direction	15 <input type="checkbox"/>
<input type="checkbox"/> 16	coming from the right (at road junctions)	16 <input type="checkbox"/>
<input type="checkbox"/> 17	had not observed a right of way sign or a red light	17 <input type="checkbox"/>
<input type="checkbox"/> ◀	state number of boxes marked with a cross	▶ <input type="checkbox"/>

**Must be signed by BOTH drivers**  
Does not constitute an admission of liability, but a summary of identities and of the facts which will speed up the settlement of claims

**13. Sketch of accident when impact occurred** **13.**

Indicate : 1. the layout of the road - 2. by arrows the direction of the vehicles A, B  
3. their positions at the time of impact - 4. the road signs - 5. names of the streets or roads

## VEHICLE B

**6. Insured/policyholder** (see insurance certificate)

NAME: .....

First name: .....

Address: .....

Postal code: ..... Country: .....

Tel. or E-mail: .....

**7. Vehicle**

MOTOR	TRAILER
Make, type	
Registration N°	Registration N°
Country of registration	Country of registration

**8. Insurance company** (see insurance certificate)

NAME: .....

Policy N°: .....

Green Card N°: .....

Insurance Certificate or Green Card valid from: ..... to: .....

Agency (or bureau, or broker): .....

NAME: .....

Address: .....

..... Country: .....

Tel. or E-mail: .....

Does the policy cover material damage to the vehicle? no  yes

**9. Driver** (see driving licence)

NAME: .....

First name: .....

Date of birth: .....

Address: .....

..... Country: .....

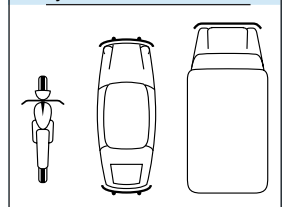
Tel. or E-mail: .....

Driving licence n°: .....

Category (A, B, ...): .....

Driving licence valid until: .....

**10. Indicate the point of initial impact to vehicle A by an arrow →**



**11. Visible damage to vehicle A:**

.....

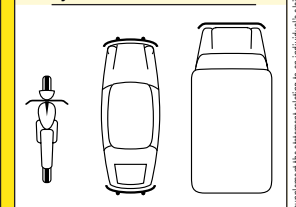
.....

**14. My remarks:**

.....

.....

**10. Indicate the point of initial impact to vehicle B by an arrow →**



**11. Visible damage to vehicle B:**

.....

.....

**15. Signatures of the drivers** **15.**

**A** **B**

**14. My remarks:**

.....

.....

The data provided on this form will be used to process the accident claim and supplement the statement relating to an individual's claims (second issued) by the insurer to the policyholder at the end of the contract (as per article 17 of the Royal Decree on motor vehicle liability insurance contracts). A copy of this statement will be sent to the policyholder and insurance of the vehicle. To add to and verify the verification of the information provided by the policyholder, the data may then be requested by the RSP (special risks) file of the Economic Interest Grouping (EIG) (Belarus) to enable a proper risk analysis and control insurance fraud. Upon providing proof of their identity, anyone may consult and/or modify their personal data by contacting their insurer or, depending on the case in question, Inasur. To do so, a signed, dated request, accompanied by a photocopy of the policyholder's identity card, must be submitted to the insurer or to Dessaur, service des réclamations, Boulevard, 25 Square de Meckes, B-1000 Brussels.

# DECLARATION

to be completed by the insured  
and sent immediately to his insurer

<ul style="list-style-type: none"> <li>• <b>REPORTING AUTHORITY</b> Has an official report been drawn up ? By whom ? Number of official report (if any) Has the driver of your vehicle been submitted to a blood test or other test for alcoholism or drugs ? Has the driver of your vehicle refused a blood test for alcoholism or drugs ? The documents issued by the authorities having made a report, have to be sent to your insurer.</li> </ul>	<div style="display: flex; justify-content: space-between;"> <span><input type="checkbox"/> no <input type="checkbox"/></span> <span><input type="checkbox"/> yes <input type="checkbox"/></span> </div> <hr/> <div style="display: flex; justify-content: space-between;"> <span><input type="checkbox"/> no <input type="checkbox"/></span> <span><input type="checkbox"/> yes <input type="checkbox"/></span> </div> <div style="display: flex; justify-content: space-between;"> <span><input type="checkbox"/> no <input type="checkbox"/></span> <span><input type="checkbox"/> yes <input type="checkbox"/></span> </div>	<p><b>OTHER INFORMATION (IF ANY)</b></p>																		
<ul style="list-style-type: none"> <li>• <b>YOUR VEHICLE</b> : Chassis n° Cylinder or power Nature of use at the time of the accident Date and colour of last certificate issued by the technical control</li> </ul>	<hr/> <hr/> <hr/> <hr/> <p>private - business - professional *</p>																			
<ul style="list-style-type: none"> <li>• <b>REPAIRER</b> : name and address :</li> </ul> <p><b>Immobilized vehicle</b></p>	<hr/> <hr/> <hr/> <div style="display: flex; justify-content: space-between;"> <span><input type="checkbox"/> no <input type="checkbox"/></span> <span><input type="checkbox"/> yes <input type="checkbox"/></span> </div>																			
<ul style="list-style-type: none"> <li>• <b>THE TRAILER OF YOUR VEHICLE</b> Make and type Chassis n° Maximum authorized weight (tare and load)</li> </ul>	<hr/> <hr/> <hr/> <hr/>																			
<ul style="list-style-type: none"> <li>• <b>DRIVER OF YOUR VEHICLE</b> Is he the regular driver ? In what capacity was he driving ? <b>His birthday ?</b></li> </ul>	<div style="display: flex; justify-content: space-between;"> <span><input type="checkbox"/> no <input type="checkbox"/></span> <span><input type="checkbox"/> yes <input type="checkbox"/></span> </div> <p>authorized driver - owner - relative - friend - garage keeper *</p>																			
<ul style="list-style-type: none"> <li>• <b>V.A.T.</b> What is the professional activity of the owner of the vehicle ? What is his V.A.T. immatriculation n° ? Is he authorized to deduct the V.A.T. regarding the damaged good ? In the affirmative case</li> </ul>	<hr/> <hr/> <hr/> <div style="display: flex; justify-content: space-between;"> <span><input type="checkbox"/> no <input type="checkbox"/></span> <span><input type="checkbox"/> yes <input type="checkbox"/></span> </div> <p>completely - partly * ..... %</p>	<div style="border: 1px solid black; padding: 5px;"> <p>Any fraud or attempted fraud perpetrated against the insurance company shall be prosecuted under Article 496 of the Penal Code.</p> </div>																		
<ul style="list-style-type: none"> <li>• <b>THE INJURED</b> (mention surnames, first names, addresses and phone numbers of the injured and nature of injuries) In your vehicle : ..... ..... ..... In the vehicle of the T.P. : ..... ..... ..... Outside any vehicle : ..... ..... .....</li> </ul>																				
<ul style="list-style-type: none"> <li>• <b>OTHER MATERIAL DAMAGE</b> than to vehicles A and B (nature and extent) ..... ..... ..... Names and addresses of the injured : .....</li> </ul>																				
<ul style="list-style-type: none"> <li>• <b>RESPONSIBILITY</b> : who is, in your opinion, responsible for the accident and why ? ..... .....</li> </ul>																				
<ul style="list-style-type: none"> <li>• <b>INSURANCES ON YOUR VEHICLE</b> :</li> </ul> <table border="1" style="width:100%; border-collapse: collapse; text-align: center;"> <thead> <tr> <th style="width:16.6%;">T.P. LIABILITY</th> <th style="width:16.6%;">MATERIAL DAMAGE</th> <th style="width:16.6%;">FIRE</th> <th style="width:16.6%;">THEFT</th> <th style="width:16.6%;">LEGAL PROTECTION</th> <th style="width:16.6%;">PASSENGERS</th> </tr> </thead> <tbody> <tr> <td>Ins. Co, name</td> <td>Name</td> <td>Name</td> <td>Name</td> <td>Name</td> <td>Name</td> </tr> <tr> <td>Policy n°</td> <td>Policy n°</td> <td>Policy n°</td> <td>Policy n°</td> <td>Policy n°</td> <td>Policy n°</td> </tr> </tbody> </table>			T.P. LIABILITY	MATERIAL DAMAGE	FIRE	THEFT	LEGAL PROTECTION	PASSENGERS	Ins. Co, name	Name	Name	Name	Name	Name	Policy n°	Policy n°	Policy n°	Policy n°	Policy n°	Policy n°
T.P. LIABILITY	MATERIAL DAMAGE	FIRE	THEFT	LEGAL PROTECTION	PASSENGERS															
Ins. Co, name	Name	Name	Name	Name	Name															
Policy n°	Policy n°	Policy n°	Policy n°	Policy n°	Policy n°															
<ul style="list-style-type: none"> <li>• <b>DO YOU STILL POSSESS ANOTHER REPORT FORM ?</b> <input type="checkbox"/> no <input type="checkbox"/> yes <input type="checkbox"/> Made at ..... on .....20 .....</li> <li>• <b>WHAT IS THE N° OF YOUR POST- OR BANK ACCOUNT (if any) ?</b>   <div style="display: flex; justify-content: space-around;"> <div style="border: 1px solid black; width: 30px; height: 20px;"></div> <div style="border: 1px solid black; width: 100px; height: 20px;"></div> <div style="border: 1px solid black; width: 30px; height: 20px;"></div> </div> </li> </ul> <p style="text-align: right;"><b>Signature</b></p>																				

\* Delete where appropriate !

In the event of damage to property other than to the vehicles A and B, give information (owner's identity, address, etc.) here.

If there are injured persons, note here their surname, first name, address, telephone number and, if possible, the nature of their injuries.

When you complete the declaration (on the back of the report form) transcribe this information.

- In your vehicle : .....  
.....  
.....  
.....

- In another vehicle : .....  
.....  
.....  
.....

- Outside any vehicle : .....  
.....  
.....  
.....

- Damage to property other than to the vehicles A and B : .....  
.....  
.....  
.....

## Directions for Use of the Agreed Statement and Accident Report

*This form is in the pattern approved by the European Insurance Committee (C.E.A.)*

### To be used for any motor vehicle accident

#### What to do in case of accident ?

- **if there are injuries :**
  - If the severity of the injuries justifies it, dial 100 which alerts the hospital authorities and the Police.
  - Contact the Police immediately - you are legally obliged to do so - in those cases when it is not necessary to dial 100.
  - Make a note of the name, address and telephone number of the injured persons before they leave the scene (on the inside cover of this report form).
- **if damage to vehicles only :**
  - If you are impeding traffic, traffic regulations require you to remove your vehicle as soon as possible. However, take the precaution of marking on the ground the four corners of the vehicles with chalk or otherwise. Make a note, if appropriate, of brake marks, mud or debris. Photographs are always useful.
  - Call the Police if you think it will be in your interest, for example if the other driver refuses to give his version or to sign the report form.

#### How does one fill in the Accident Statement ?

- **At the scene of the accident :**
  1. **Use one copy of the Agreed Statement of Facts** if 2 vehicles are involved (2 copies if 3 vehicles, etc.). **It doesn't matter who supplies it or who completes it.** Preferably use a ball-point pen and press hard ; the carbon copy will be more legible.
    - to refer before replying to the questions ;
    - (a) under items 6 and 8, to your insurance documents (certificate or green card) ;
    - (b) under item 9, to your driving licence ;
    - to indicate precisely the point of initial impact (item 10) ;
    - to put a cross (X) in each of the spaces level with each of the items relevant to the circumstances (Nos. 1 to 17) of the accident (item 12) and to indicate the number of spaces so marked ;
    - to make a plan of the accident (item 13).
  3. If there were any witnesses to the accident, write down their names and addresses, particularly if you encounter difficulties with the other driver.
  4. **Sign the statement and get it signed by the other driver.** Hand one of the copies to him and keep the other one.
- **When you get home :**
  - Complete the details which your insurer requires, by filling in the accident report on the back of the form.
  - Do not forget to state precisely where and when your vehicle will be available for inspection in order that an assessor may be able to inspect the damage as quickly as possible.
  - **Under no circumstances** alter anything on **the face** of the form.
  - Forward this document **without delay** to your insurer.
- **Special notes :**
  - If the other driver also has a form in the pattern approved by the European Insurance Committee but in a different language, you can agree to use his form. **It is identical with yours** and you can therefore follow the translation from item to item (they are numbered for this purpose) on your own form.
  - The present form can also be used in the case of accidents where no third-party injuries are involved, for example : own damage, theft, fire etc.

*As soon as you receive a new form, put it in the glove compartment of your vehicle.*

Copyright 2001 by C.E.A.  
Edited by ASSURALIA

"No unauthorised reproduction without prior written approval of C.E.A., holder of copyright. Any alteration or amendment of this document without prior C.E.A. authorisation may give rise to legal action."

# European

# Accident Statement

don't get angry

be polite

keep calm

see directions for use